






Garment Measurements and Decoration Spec Sheet



3070 / / Mens Storm Creek Mens Artisan 100 GSM Insulated Quilted Shirt Jacket



COLORS

	Program Safe Black C		Seasonal 412 C
Black		Espresso Brown	
	Program Safe 4280 C		Seasonal 2333 C
Navy Blue		Fatigue Green	
			Seasonal 7532 C
		Olive Drab Brown	

Size	Chest	Hip	Front Length	Back Length	Sleeve Length
S	22.5"	21.5"	29.0"	29.0"	35.0"
M	24.0"	23.0"	29.5"	29.5"	36.0"
L	25.5"	24.5"	30.5"	30.5"	37.0"
XL	27.0"	26.5"	31.5"	31.5"	38.0"
2XL	29.0"	28.5"	32.5"	32.5"	38.5"
3XL	31.0"	31.0"	33.5"	33.5"	39.0"
4XL	33.0"	33.0"	34.5"	34.5"	39.5"

Hip Width Measured across the fullest part of the garment when laid flat.
Chest Width Measured across the chest one inch below armhole when laid flat.
Sleeve Length from Center Back Measured from center back to shoulder point to top of finished sleeve hem.

Notes:
Manufacturing tolerance is +/- 1/2"
These are garment measurements as opposed to body measurements.

Recommended Decoration Methods:
Embroidery, Patch

Decoration Notes	
STORM CREEK LOGO LOCATION	PMS
Back Yoke	PMS 430 C/Madiera 1118

Embroidery
Embroidery decoration should be performed using proper equipment suited for the fabric. Stabilizing techniques, correct hoops, backing, needles, and sewing threads are essential to prevent damage to the garment. Customers are advised to consult with their decorator or supplier to confirm compatibility and test decorations prior to production.