

Garment Measurements and Decoration Spec Sheet



3055 // Womens

Storm Creek Womens Aviator 60 GSM Insulated Bomber Jacket



Size	Chest	Hip	Front Length	Back Length	Sleeve Length
XS	20.0"	17.0"	24.0"	24.0"	32.3"
S	21.0"	17.8"	24.5"	24.5"	33.0"
M	22.0"	18.5"	25.0"	25.0"	33.8"
L	23.5"	19.5"	25.8"	25.8"	34.5"
XL	25.0"	20.5"	26.5"	26.5"	35.3"
2XL	27.0"	22.0"	27.3"	27.3"	35.8"
3XL	29.0"	23.5"	27.8"	27.8"	36.3"

Hip Width

Measured across the fullest part of the garment when laid flat.

Chest Width

Measured across the chest one inch below armhole when laid flat.

Sleeve Length from Center Back

Measured from center back to shoulder point to top of finished sleeve hem.

COLORS

 Program Safe Black C Black	 Seasonal Black 7 C Carbon Green
 Program Safe 532 C Navy Blue	 Seasonal 2333 C Fatigue Green
	 Seasonal Warm Gray 1 C Sand Brown

Notes:

Manufacturing tolerance is +/- 1/2"
These are garment measurements as opposed to body measurements.

Recommended Decoration Methods:

Embroidery, Patch

Decoration Notes

















STORM CREEK LOGO LOCATION	PMS
Back Yoke	PMS 430 C/Madiera 1118

Embroidery

Embroidery decoration should be performed using proper equipment suited for the fabric. Stabilizing techniques, correct hoops, backing, needles, and sewing threads are essential to prevent damage to the garment. Customers are advised to consult with their decorator or supplier to confirm compatibility and test decorations prior to production.

Want to personalize? Add custom zipper pulls. *This style uses 1 zipper pull.*



															
MAROON PMS 202 C	RED PMS 207 C	DARK PINK PMS 232 C	LIGHT PINK PMS 672 C	ORANGE PMS 2025 C	YELLOW PMS 124 C	KELLY GREEN PMS 342 C	LIGHT GREEN PMS 340 C	BLACK BLACK	LIGHT GRAY COOL GREY 8 C	WHITE OPAQUE WHITE	PURPLE PMS 2104 C	NAVY BLUE PMS 295 C	ROYAL BLUE PMS 301 C	CAROLINA BLUE PMS 278 C	TURQUOISE PMS 320 C