

Garment Measurements and Decoration Spec Sheet



2975 // Womens

Storm Creek Womens Shoreliner Cotton / Bamboo Blend Quarter Zip








Size	Chest	Hip	Front Length	Back Length	Sleeve Length
XS	20.0"	17.5"	23.5"	23.5"	31.5"
S	21.0"	18.5"	24.0"	24.0"	32.3"
M	22.0"	19.5"	24.5"	24.5"	33.0"
L	23.5"	21.0"	25.3"	25.3"	33.8"
XL	25.0"	23.0"	26.0"	26.0"	34.5"
2XL	27.0"	25.5"	26.8"	26.8"	35.0"
3XL	29.0"	27.5"	27.3"	27.3"	35.5"

Hip Width
Measured across the fullest part of the garment when laid flat.

Chest Width
Measured across the chest one inch below armhole when laid flat.

Sleeve Length from Center Back
Measured from center back to shoulder point to top of finished sleeve hem.

COLORS

-  Program Safe Black C
Black
-  Seasonal 532 C
Navy Blue
-  Program Safe 420 C
Oatmeal Gray
-  Seasonal 6109 C
Sky Blue
-  Storm Creek Limited 5225 C
Maue Pink

Notes:

Manufacturing tolerance is +/- 1/2"
These are garment measurements as opposed to body measurements.

Recommended Decoration Methods:
Embroidery, Patch

















Decoration Notes	
STORM CREEK LOGO LOCATION	PMS
Back Collar	No Data

Embroidery

Embroidery decoration should be performed using proper equipment suited for the fabric. Stabilizing techniques, correct hoops, backing, needles, and sewing threads are essential to prevent damage to the garment. Customers are advised to consult with their decorator or supplier to confirm compatibility and test decorations prior to production.

Want to personalize? Add custom zipper pulls. *This style uses 1 zipper pull.*



-  MAROON PMS 202 C
-  RED PMS 207 C
-  DARK PINK PMS 232 C
-  LIGHT PINK PMS 672 C
-  ORANGE PMS 2025 C
-  YELLOW PMS 124 C
-  KELLY GREEN PMS 342 C
-  LIGHT GREEN PMS 340 C
-  BLACK BLACK
-  LIGHT GRAY COOL GREY 8 C
-  WHITE OPAQUE WHITE
-  PURPLE PMS 2104 C
-  NAVY BLUE PMS 295 C
-  ROYAL BLUE PMS 301 C
-  CAROLINA BLUE PMS 278 C
-  TURQUOISE PMS 320 C