

Garment Measurements and Decoration Spec Sheet









1550 // Mens Storm Creek Mens Sightseer Short Sleeve Performance T-shirt



Size	Chest	Hip	Front Length	Back Length	Sleeve Length
S	20.0"	20.0"	27.5"	28.5"	17.0"
M	21.5"	21.5"	28.0"	29.0"	17.8"
L	23.0"	23.0"	29.0"	30.0"	18.5"
XL	24.5"	24.5"	30.0"	31.0"	19.3"
2XL	26.5"	26.5"	31.0"	32.0"	20.0"
3XL	28.5"	28.5"	32.0"	33.0"	20.8"
4XL	30.5"	30.5"	33.0"	34.0"	21.5"

Hip Width Measured across the fullest part of the garment when laid flat.
Chest Width Measured across the chest one inch below armhole when laid flat.
Sleeve Length from Center Back Measured from center back to shoulder point to top of finished sleeve hem.

COLORS

	Storm Creek Limited Black C
Black	
	Storm Creek Limited 202 C
Crimson Red	
	Storm Creek Limited 2189 C
Deep Sea Blue	
	Storm Creek Limited 6149 C
Soft Mint Green	
	Storm Creek Limited 553 C
Spruce Green	
	Storm Creek Limited White
White	

Notes:
Manufacturing tolerance is +/- 1/2"
These are garment measurements as opposed to body measurements.

Recommended Decoration Methods:
Embroidery, Patch, Heat Transfer

Decoration Notes	
STORM CREEK LOGO LOCATION	PMS
Back Collar	PMS 430 C/Madiera 1118

Embroidery
Embroidery decoration should be performed using proper equipment suited for the fabric. Stabilizing techniques, correct hoops, backing, needles, and sewing threads are essential to prevent damage to the garment. Customers are advised to consult with their decorator or supplier to confirm compatibility and test decorations prior to production.

Heat Transfer
Heat transfer applications may require specialized adhesives, especially on waterproof fabrics, to ensure durability and adherence. Always consult with a professional decorator to confirm compatibility and maximum logo dimensions for each product. Customers are advised to consult with their decorator or supplier to confirm compatibility and test decorations prior to production.