

# Garment Measurements and Decoration Spec Sheet



1495 // Womens

## Storm Creek Womens Varsity High Stretch Fitted Tank









Size	Chest	Hip	Front Length	Back Length
XXS	13.5"	14.0"	21.5"	21.5"
XS	14.5"	15.0"	22.0"	22.0"
S	15.5"	16.0"	22.5"	22.5"
M	16.5"	17.0"	23.0"	23.0"
L	18.0"	18.5"	23.8"	23.8"
XL	19.5"	20.0"	24.5"	24.5"
2XL	21.5"	22.0"	25.3"	25.3"
3XL	23.5"	24.0"	25.8"	25.8"

**Hip Width**  
Measured across the fullest part of the garment when laid flat.

**Chest Width**  
Measured across the chest one inch below armhole when laid flat.

### COLORS

-  Seasonal Black C  
**Black**
-  Seasonal 6107 C  
**Dusk Blue**
-  Seasonal 4197 C  
**Sageleaf Green**
-  Seasonal Warm Gray 1 C  
**Sand Brown**
-  Seasonal White  
**White**
-  Storm Creek Limited 5225 C  
**Maue Pink**

**Notes:**

Manufacturing tolerance is +/- 1/2"  
These are garment measurements as opposed to body measurements.

**Recommended Decoration Methods:**  
*Embroidery, Patch*

Decoration Notes	
STORM CREEK LOGO LOCATION	PMS
Back Yoke	PMS 430 C/Madiera 1118

**Embroidery**

Embroidery decoration should be performed using proper equipment suited for the fabric. Stabilizing techniques, correct hoops, backing, needles, and sewing threads are essential to prevent damage to the garment. Customers are advised to consult with their decorator or supplier to confirm compatibility and test decorations prior to production.